

# LOOKING THROUGH YOUR NEW WINDOW FRAME

Polyvinyl chloride

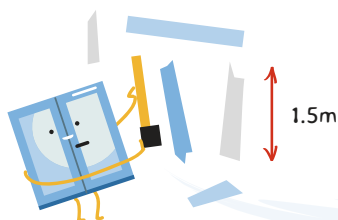
## PVC Recycling Explained

You may not realize it, but PVC is all around your house! From your window frames to your flooring and garden hose, this versatile plastic is used in many everyday items.

HERE'S A STEP-BY-STEP RUNDOWN OF THE PVC RECYCLING PROCESS.

### 1. COLLECTION

Bulky PVC waste is collected and chopped into 1.5 meter pieces.



In 2021 the European Trade Association of PVC Window System Suppliers (EPPA) developed the first Design for Recycling Guidelines for PVC, which focuses on product-specific design for recycling aspects.

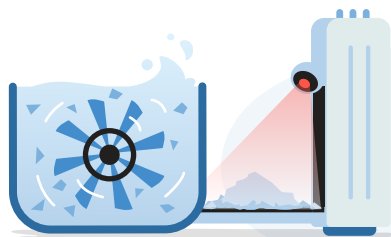
### 2. SORTING

Any non-plastic parts (like metals) are removed with a large magnet and the PVC is shredded into smaller pieces.



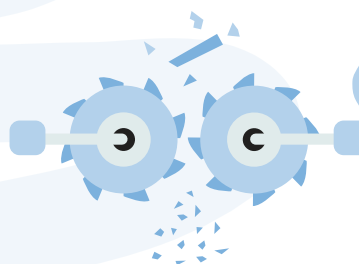
### 3. WASHING

Shredded pieces are washed to separate PVC from any impurities like rubber or wood. Depending on the available technologies, shredded material pass through additional sorting steps to remove remaining



### 4. GRINDING

PVC is further shredded and ground into smaller fragments.




### 5. DUST SEPARATION

Dust and other residual particles are removed through aspiration. Think of a giant Hoover and you get the picture!



### 6. STORAGE

Cleaned PVC flakes are stored in a silo to ensure the uniformity of the material.



### 7. EXTRUSION

PVC flakes are heated to 180°C and filtered to remove any remaining impurities. The filtered material is shaped into pellets.




### 8. QUALITY CONTROL

Quality of the recycled PVC is tested in a laboratory to ensure it meets technical



### 9. NEW RECYCLED PRODUCT

The recycled material can be used in new products, such as window frames or door profiles.



So next time you look out your window frames, remember: it may have started as someone else's old PVC window and now it's back, better than ever!