

PLASTICS RECYCLING INDUSTRY IN EUROPE

MAPPING OF INSTALLED PLASTICS RECYCLING CAPACITIES

2021 DATA



PLASTICS RECYCLING INDUSTRY IN EUROPE, 2021

Installed capacity for plastic recycling in Europe increased by 17% in comparison to 2020, reaching 11.3 million tonnes in 2021.

The significant increase in plastics recycling shows the resilience of the industry in continuing its path towards plastics circularity. This growth is mainly due to legislation as well as massive investments in the sector to ensure high-quality recycling and meet circular economy targets.

This report shows an overview of the installed input capacities of plastics streams in Europe in 2021.



**730 RECYCLING
FACILITIES**



**11.3 MILLION TONNES
INSTALLED CAPACITY**



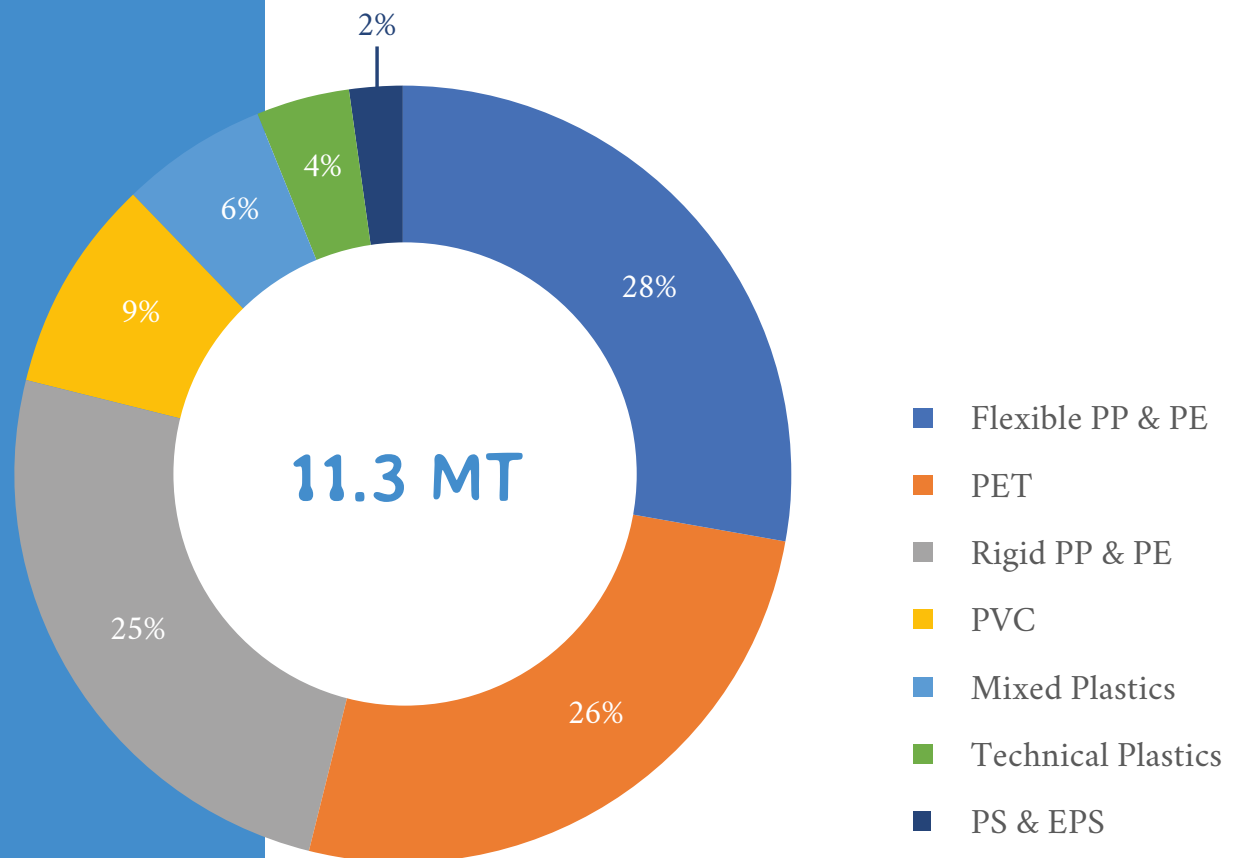
**€8.7 BILLION
TURNOVER**



30,000 EMPLOYEES

SHARE OF TOTAL INSTALLED PLASTICS RECYCLING INPUT CAPACITY IN EU27+3¹, PER POLYMER TYPE

PET, flexible PP & PE and rigid PP & PE hold the largest proportion of the overall capacity in EU27+3, representing nearly 80% of total input capacity.



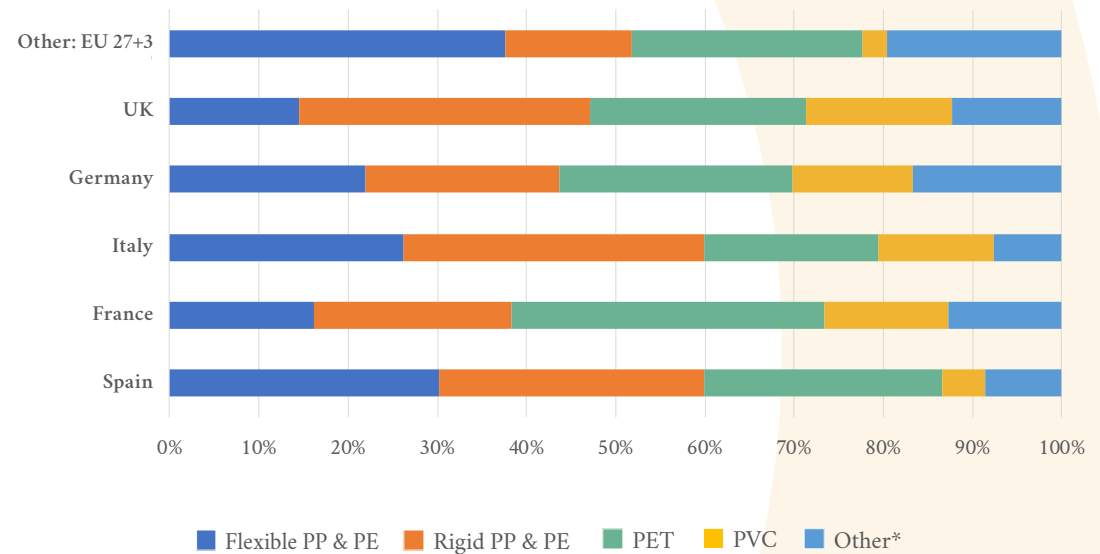
¹ EU27+3: European Union Member States, Norway, Switzerland, and United Kingdom

TOTAL INSTALLED PLASTICS RECYCLING INPUT CAPACITY IN EU27+3, PER POLYMER & PER COUNTRY (MT)

Germany, Spain, Italy, the United Kingdom, and France stand out as countries with the biggest installed capacities, representing 67% of the market.

Companies with notable growth, compared to 2020, are Poland and the Netherlands.

Flexible and rigid PP & PE each represent 30% of the total capacity in Spain. On the other hand, PET represents 1/4 of the total capacity in Germany and 1/3 of the capacity in France.




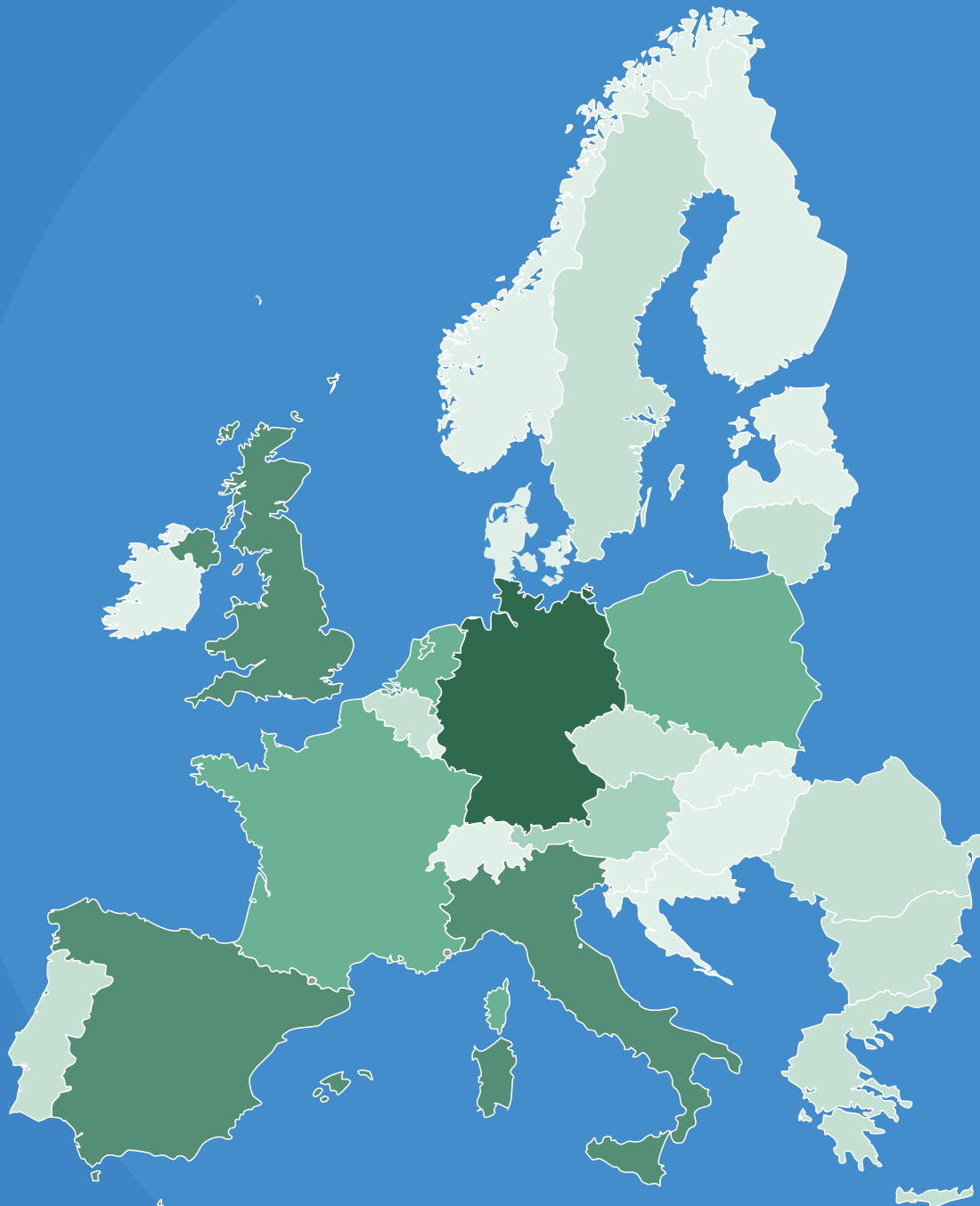
*Other: Mixed Plastics, Technical Plastics, PS/EPS

TOTAL INSTALLED PLASTICS RECYCLING INPUT CAPACITY IN EU27+3, PER COUNTRY

Boosted investments in the industry, estimated at €1.75 billion, lead to an exceptional increase of installed plastics recycling capacity in 2021.

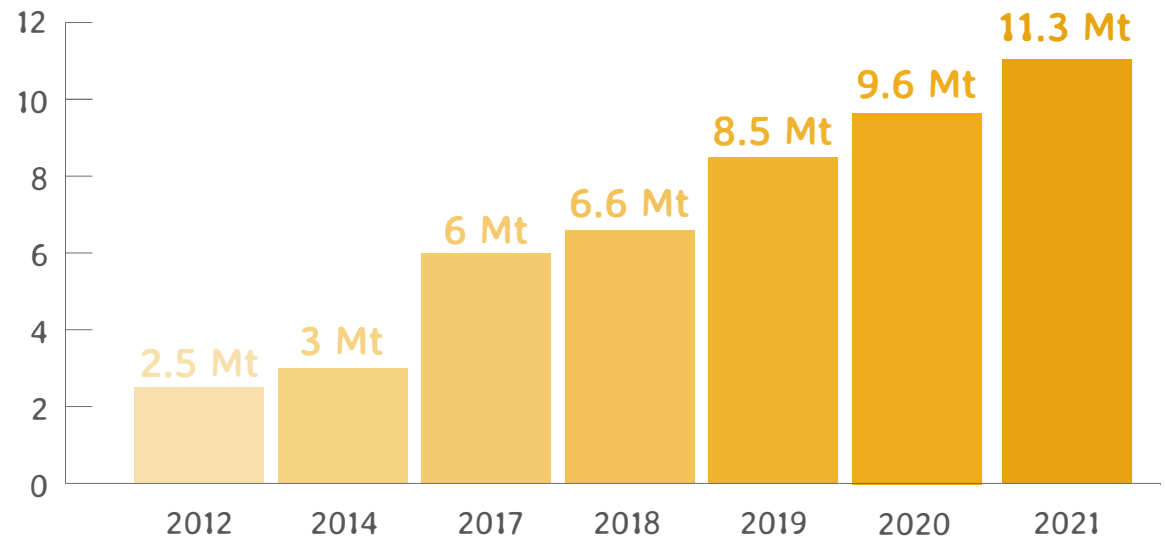
Germany, Italy, Spain, United Kingdom and France continue to be the countries with the greatest installed recycling capacity in Europe, representing 67% of the market.

Poland and the Netherlands have also experienced notable growth in comparison to 2020.



EVOLUTION OF INSTALLED PLASTICS RECYCLING INPUT CAPACITY IN EU27+3

The plastic recycling industry has been expanding rapidly in the last decade, increasing by 33% in the last three years.



Year of publication: 2023

PLASTICS RECYCLERS EUROPE

Avenue de Broqueville 12 - 1150 Brussels - Belgium

+32 2 786 39 08 - info@plasticsrecyclers.eu - www.plasticsrecyclers.eu